

# **Arabic Grammar for the Holy Quran**

*Al-Qaem Institute*

**Imam Mahdi Association of Marjaeya (I.M.A.M.)**

## **Table of Contents:**

### **Part I: LETTERS**

1. The Arabic Alphabet	4
2. Vowels	5
3. Other Accents	8

### **Part II: NOUNS**

4. The Word	9
5. Prepositions	10.
6. The Nouns	12
7. Nouns: Singular Form	15
8. Nouns: Dual Form	16
9. Nouns: Plural Form: Unbroken	18
10. Nouns: Plural Form: Broken	20
11. Detached Pronouns I	22
12. Detached Pronouns II	24
13. Attached Pronouns	26
14. Demonstrative Nouns	28
15. Relative Nouns	30
17. Foreign Nouns & Verbal Nouns	31
18. Phrases	33
19. I'raab & Binaa'	38
20. Nouns within Sentences	39

### **APPENDICES**

1. Appendix A: Chart of the Word	43
2. Appendix B: Flow Chart of Nouns	44

### **Part III: VERBS**

# **PART I: LETTERS**

# LESSON 1

## THE ARABIC ALPHABET

### الأحرف الأبجدية

أ	ب	ت	ث	ج	ح	خ	د	ذ	ر	ز	س	ش	ص	ض
Alif	Ba	Ta	Tha	Jeem	Haa	Khaa	Daal	Dhaal	Raa	Zaa	Seen	Sheen	Saad	Daad
ط	ظ	ع	غ	ف	ق	ك	ل	م	ن	هـ	و	ي		
Taa	Dhaa	Ayn	Faa Ghayn	Qaaf	Kaaf	Lam	Meem	Noon	Haa	Wow	Yaa			

**How the letters look within at the beginning, middle & end of a word:**

أ ل  
ب ب ب / ت ت ت / ث ث ث  
ج ج ج / ح ح ح / خ خ خ  
د د / ذ ذ  
ر ر / ز ز  
س س س / ش ش ش  
ص ص ص / ض ض ض  
ع ع ع / غ غ غ  
ف ف ف / ق ق ق  
ك ك ك / ل ل ل  
م م م  
ن ن ن  
ه ه ه  
و و  
ي ي ي

# LESSON 2

## VOWELS

### 1. SHORT VOWELS (accents)

i. Fat-ha

َ

a

بَ

Ba

ii. Damma

ُ

u

بُ

Bu

iii. Kasra

ِ

e

بِ

Be

### 2. LONG VOWELS (actual letters)

i. Alif

ا

aa

با

Baa

ii. Wow

و

uu/oo

بو

Buu/Boo

iii. Yaa':

ي

ee

بي

Bee

أي ee	أو uu/oo	آ aa	أ e	أ u	أ a
بي bee	بو boo	با baa	ب be	ب bu	ب ba
تي tee	تو too	تا taa	ت te	ت tu	ت ta
ثي thee	ثو thoo	ثا thaa	ث the	ث thu	ث tha
جي jee	جو joo	جا jaa	ج je	ج ju	ج ja
حي hee	حو hoo	حا haa	ح he	ح hu	ح ha
خي khee	خو khoo	خا khaa	خ khe	خ khu	خ kha
دي dee	دو doo	دا daa	د de	د du	د da
ذي dhee	ذو dhoo	ذا dhaa	ذ dhe	ذ dhu	ذ dha
ري ree	رو roo	را raa	ر re	ر ru	ر ra

زي zee	زو zoo	زا zaa	ز ze	زُ zu	زَ za
سي see	سو soo	سا saa	س se	سُ su	سَ sa
شي shee	شو shoo	شا shaa	ش she	شُ shu	شَ sha
صي see	صو suu	صا saa	ص se	صُ su	صَ sa
ضي dhee	ضو dhoo	ضا dhaa	ض dhe	ضُ dhu	ضَ dha
طي tee	طو too	طا taa	ط te	طُ tu	طَ ta
ظي dhee	ظو dhoo	ظا dhaa	ظ dhe	ظُ dhu	ظَ dha
عي ee	عو uu	عا aa	ع e	عُ u	عَ a
غي ghee	غو ghuu	غا ghaa	غ ghe	غُ ghu	غَ gha
في fee	فو foo	فا faa	ف fe	فُ fu	فَ fa

قِي qee	قُو qoo	قَا qaa	قِ qē	قُ qu	قَ qa
كِي kee	كُو koo	كَا kaa	كِ ke	كُ ku	كَ ka
لِي lee	لُو loo	لَا laa	لِ lē	لُ lu	لَ la
مِي mee	مُو moo	مَا maa	مِ mē	مُ mu	مَ ma
نِي nee	نُو noo	نَا naa	نِ nē	نُ nu	نَ na
هِي hee	هُو hoo	هَا haa	هِ he	هُ hu	هَ ha
وِي wee	وُو woo	وَا waa	وِ wē	وُ wu	وَ wa
يِي yee	يُو yoo	يَا yaa	يِ yē	يُ yu	يَ ya



# LESSON 3

## 1. NUNATION / التنوين (Al-Tanween)

نَ + نٌ = نُنْ = نَنْ = نًا

لُ + لٌ = لُنْ = لُنْ = لًا

لِ + لٍ = لِنْ = لِنْ = لًا

## 2. LETTER EMPHASIS / الشَّدَّة (Ashadda)

تِ + تٍ = تِئْ

لُ + لٌ = لُلْ

سِ + سٍ = سِئْ

Tte

Llu

Ssa

## 3. SOLAR & LUNAR LETTERS / الأحرف الشمسية و القمرية (Al-Ahruf Ashamsiya wa Al-Qamariya)

أ ب ت ث ج ح خ د ذ ر ز س ش ص ض  
ط ظ ع غ ف ق ك ل م ن ه و ي

In the definitive noun, in Arabic, 2 types of letters follow the “alif lam”:

i. The Solar Letters (uncircled) = “lam” of alif lam of definitive is silent.

For example:

الشَّمْسُ = أَشْمُسُ / *Ashamsu*

ii. The Lunar Letter (circled) = “lam” is NOT silent.


For example:

القَمَرُ / *Al-qamaru*

# LESSON 4

## THE WORD

الكلمة



### 1. Noun

اسم

### 2. Verb

فعل

### 3. Particle

حرف

Pronounced	<i>Ism</i>	<i>Fi'l</i>	<i>Harf</i>
Meaning	A word that indicates a meaning that is not associated with time.	A word that indicates a meaning that is associated with one of the 3 dimensions of time (past, present & future).	Indicates a meaning in other than itself.
Examples	He Muhammad A Book Standing	He did... He does... He will do...	In Who If When
Signs	<ol style="list-style-type: none"> <li>1. It is a flag name</li> <li>2. precursed by "the" the identifier</li> <li>3. precursed by the preposition particles</li> <li>4. Ends with Nunation/ tanween</li> </ol>	<ol style="list-style-type: none"> <li>1. precursed by the jussive</li> <li>2. can apply "yaa' al mukhatab/of the spoken to"</li> <li>3. precursed by "s" or "sow-fa" (indicates the future tense.</li> <li>4. precursed by "qad" (means "may", e.g., Ahmad may go to school.</li> <li>5. The "noon" of emphasis ("al-tawkeed")</li> <li>6. The "taa'" of the feminine ("al-ta'neeth alsaakina")</li> <li>7. The "taa'" of the doer (al-faa'il)</li> </ol>	<ol style="list-style-type: none"> <li>1. The particles of inquisition under "hal"- These precurse nouns and verbs.</li> <li>2. The prepositional particles under "fee" - These precurse nouns only.</li> <li>3. The jussive particles under "lam" - These precurse verbs in the future form only (al-fi'l al-mudaari')</li> </ol>

# LESSON 5

## THE PARTICLES: PREPOSITIONS

### أَحْرَفُ الْجَرِّ (Ah-ruf Ajjarri)

#### 1. Prepositions

These are 10:

1. min / مِنْ = from
2. elaa / إِلَى = to
3. fee / فِي = in
4. 'alaa / عَلَى = on
5. 'an / عَنْ = about
6. hattaa / حَتَّى = until
7. le / لِ = for/belonging to
8. ka / كَمَا = like/as
9. wa / وَ = used for oath
10. ta / تَبَّ = used for oath only with Allah's name.

#### Role:

1. Form Prepositional Phrases
2. Only precede nouns.

#### Rules of I'raab:

- Make the noun/ism majroor with the: Kasra or yaa'

#### Example:

مِنْ شَرِّ النَّاسِ  
*min sharri il-naasi*  
From the evil of men

تَاللَّهِ  
*ta-Allahi*  
By the name of Allah

مِنَ الْمُسْلِمِينَ  
*mim al-muslimeena*  
From the Muslims

# **PART II: NOUNS**

# LESSON 6

## THE NOUNS

### الإِسْم

#### Overview:

#### Four main points:

A. All nouns are masculine unless they end with **ى , ة , اء** , or are body parts that are a pair.

B. All nouns are either:

- i. Masculine
- ii. Feminine.

C. All nouns are either:

- i. Singular: one only.
- ii. Dual: two only.
- iii. Plural: more than two.

D. All pronouns are either in the:

- i. First Person: I, we and us.
- ii. Second Person: you
- iii. Third Person: they, them.

Keeping the above points in mind, let's look at nouns in more detail:

### 1. Simple Nouns:

#### A. Common Nouns

i. *Definite (Al-Ma'rifa)*

ذَلِكَ الْكِتَابُ لَا رَيْبَ فِيهِ

Al-Kitab (the book) ~ the reference here is to the Holy Quran.

ii. *Indefinite (Al-Nakirra)*

وَكَأْسًا دِهَاقًا

Ka'san (a glass) ~ the reference here is a general one.

#### B. Proper Nouns (people's names)/أَسْمَاءُ الْأَعْلَامِ

(*Asmaa' Al-A'laam*)

مُحَمَّدٌ ، عَلِيٌّ

Ali, Muhammad

Now, let's start applying the preceding points, one by one:

**I. All nouns are masculine, unless they end with:**

**i. End with ة**

*For example:*

جَنَّةٌ  
(Jannatun)  
Heaven

بَقْرَةٌ  
(Baqaratun)  
Cow

**ii. End with اء**

*For example:*

عَاشُورَاءُ  
('Aashooraa')  
Ashura

إِسْرَاءُ  
(Israa')  
Ascension

حَمْرَاءُ  
(Hamraa')  
Red

**iii. End with ي**

*For example:*

صُغْرَى  
(Sughraa)  
Lesser

كُبْرَى  
(Kubraa)  
Greater

**iv. Are body parts that are a pair**

*For example:*

عَيْنٌ  
('Aynun)  
Eye

يَدٌ  
(Yadun)  
Hand

رِجْلٌ  
(Rijlun)  
Foot

**v. Others:**

*For example:*

حَرْبٌ  
(Harbun)  
War

نَارٌ  
(Naarun)  
Fire

شَمْسٌ  
(Shamssun)  
Sun

أَرْضٌ  
(Ardhun)  
Earth

**II. All nouns are either:**

**i. Masculine**

**ii. Feminine.**

*For example:*

*Masculine*  
رَجُلٌ

*Feminine*  
أَمْرَأَةٌ

*(rajullun)*

**Man**

ثَوْرٌ  
*(thawrun)*

**Bull**

*(imra'attun)*

**Woman**

بَقْرَةٌ  
*(baqaratun)*

**Cow**

**Exercise:**

1. Look into your copy of the holy Quran and find the masculine and feminine words. Collect 10 of each and write them on a sheet of paper and submit them to your teacher.
2. Find 10 word that are in the definite form and write them down.
3. Find 10 more words that are in their indefinite forms.
4. Vocabulary: memorize the words from this lesson with their meanings.

# LESSON 7

## Nouns: Singular Forms

### الإِسْمُ الْمَفْرَدُ (*Al-Ism Al-Mufrad*)

C. All nouns are either:

- i. Singular: one only.
- ii. Dual: two only.
- iii. Plural: more than two.

In this lesson, we will be concentrating on the singular forms:

*Rules of I'raab:*

Subject: takes a Damma

Object: Fat-ha

Prepositional/Possessor Phrase: Kasra

	Masculine	Feminine
Singular	رَجُلٌ ( <i>rajullun</i> ) A Man	أَمْرَأَةٌ ( <i>imra'atun</i> ) A woman
Singular	كِتَابٌ ( <i>kitaabun</i> ) A Book	جَنَّةٌ ( <i>jannatun</i> ) A Heaven

**Exercise:**

1. Let's open up the holy Quran and write down 10 singular masculine and feminine word (10 of each).
2. Vocabulary: memorize the words from this lesson with their meanings.



# LESSON 8

## Nouns: Dual Forms

### الإِسْمُ المِثْنِيّ (Al-Ism Al-Muthanna)

In this lesson, we will be concentrating on the dual forms (two only) of nouns.

To turn a singular form of a noun to its dual form:

- If its the Subject: add ان to the end of the singular form
- If its the Object/prepositional/possessive phrase: add يْنِ to the end of the singular form.

*Rules of I'raab:*

Subject: Alif

Object: Yaa'

Prepositional/Possessor Phrase: Yaa

*For example:*

ان + Singular form

جَمَلٌ + ان = جَمَلَانِ

(jamaalaani = jamallun + aanin)

Camel --> Two Camels

فَرَاشَتَةٌ + يْنِ = فَرَاشَتَيْنِ

(faraashatayni = faraashattun + ayni)

Butterfly --> Two butterflies

**Exercise:**

1. Fill in the blanks:

	Masculine	Feminine
Singular	رَجُلٌ	أَمْرَأَةٌ
	A Man	A woman
Dual Subject:	رَجُلَانِ	أَمْرَأَتَيْنِ
Dual Object/:	_____	_____

<b>Prepositional/ Possessive</b>	<b>Two men</b>	<b>Two women</b>
	<b>Masculine</b>	<b>Feminine</b>
<b>Singular</b>	كِتَابٌ	جَنَّةٌ
	<b>A Book</b>	<b>A Heaven</b>
<b>Dual Subject:</b>	كِتَابَيْنِ	جَنَّتَيْنِ
<b>Dual Object/ Prepositional/ Possessive</b>	<b>Two books</b>	<b>Two heavens</b>

2. Find 5 nouns in there dual forms of both masculine and feminine. And mark which is in the object and subject forms.

3. Find 5 nouns that are in their singular form that are masculine and feminine. Take these nouns and turn them into the dual forms for the subject, object, prepositional and possessive phrases (as in the charts above).

4. Vocabulary: memorize the words from this lesson with their meanings.

# LESSON 9

## Nouns: Plural Forms I

### إِسْمُ الْجَمْعِ (Ism Al-Jam'i)

In this lesson, we will be concentrating on the plural forms (three or more) of nouns. There are two forms of the plural that we must look at:

#### 1. The Unbroken/Sound Plural:

Here the original form of the singular noun:

i. stays intact, or unchanged

ii. with the addition of the:

a. **ون** if its the subject, or **ين** if its an object masculine noun within a sentence.

b. **ات** if its the subject, or **ات** if its an object feminine noun within a sentence.

#### Rules of I'raab:

Subject: Wow

Object: Yaa'

Prepositional/Possessor Phrase: Yaa

	Object/Prepos./Possessive	Subject
Masculine:	<b>ين</b> + Singular form	<b>ون</b> + Singular form
	<b>مُؤْمِنِينَ</b> = <b>مُؤْمِنٌ</b> + <b>ين</b> = <b>مُؤْمِنِينَ</b> (mu'mineena)	<b>مُؤْمِنُونَ</b> = <b>مُؤْمِنٌ</b> + <b>ون</b> = <b>مُؤْمِنُونَ</b> (mu'minoona)
Feminine:	<b>ات</b> + Singular form	<b>ات</b> + Singular form
	<b>مُؤْمِنَاتٍ</b> = <b>مُؤْمِنَةٌ</b> + <b>ات</b> = <b>مُؤْمِنَاتٍ</b> (mu'minaatun)	<b>مُؤْمِنَاتٍ</b> = <b>مُؤْمِنَةٌ</b> + <b>ات</b> = <b>مُؤْمِنَاتٍ</b> (mu'minaatin)

#### Exercise:

##### 1. Fill in the blanks:

	Masculine	Feminine
Singular	<b>كِتَابِي</b>	<b>كَافِرَةٌ</b>

A man of the Book(Christian or Jewish)

A woman

Dual Subject:

كِتَابِيْنِ

كَافِرَاتٍ

Dual Object/:

\_\_\_\_\_

\_\_\_\_\_

Prepositional/  
Possessive

Three or more men

Three or more women

Plural Subject:

كِتَابِيْهِمْ

كَافِرَاتِهِنَّ

Plural Object/:

\_\_\_\_\_

\_\_\_\_\_

Prepositional/  
Possessive

Three or more men

Three or more women

2. Now find 10 masculine and 10 feminine words in their plural forms (unbroken) and write them down in their object and subject forms.

3. Identify 10 masculine and 10 other feminine singular nouns and write them in their plural forms for subject, object, prepositional phrase and possessive phrase.

4. Vocabulary: memorize the words from this lesson with their meanings.

# LESSON 10

## Nouns: Plural Forms II

### إِسْمُ الْجَمْعِ

(Ism Al-Jam'i)

#### 2. The Broken Plural

There is no set rule to turn a singular form to a broken plural. Only certain singular nouns can become broken plurals.

رَجُلٌ <----> أَرْجُلٌ      نَبِيٌّ <----> أَنْبِيَاءُ      قَلَمٌ <----> أَقْلَامٌ  
(Arjul)(Rijl)      (Anbiyaa') (Nabiyy)      (Aqlaam)(Qalam)  
*Foot --> Feet*      *Prophet ---> Prophets*      *Pen--->Pens*

رَجُلٌ <----> أَرْجُلٌ      يَوْمٌ <----> أَيَّامٌ      أَمَةٌ <----> إِمَاءٌ  
(A'yun)(Ayn)      (Ayyaam) (Yowm)      (Imaa')(Ama)  
*Eye--->Eyes*      *Day ---> Days*      *Servant--->Servants*

#### Exercise:

1. Find 10 broken plurals in the holy Quran and write them down.
2. Find 10 singular nouns in their singular form in the holy Quran and write them down with their broken plural form.
3. Vocabulary: memorize the words from this lesson with their meanings.

# LESSON 11

## DETACHED PRONOUNS I

### الضمائر المنفصلة

(Addamaa'ir Al-Munfassilla)

#### C. Pronouns:

##### i. Detached    ii. Attached

#### General Rules:

i. Pronouns act to identify something. Therefore, they will turn something from being unidentified with respect to its owner or doer of an action to defined and known.

ii. Pronouns are generally mabnee/unchangeable, except in the dual form.

#### i. Detached Pronouns:

a. As the subject:	Singular	Dual	Plural
<b>1st Person:</b>	<b>Me</b>	<b>Us</b>	<b>Us</b>
<b>Masc.</b>	أَنَا <i>ana</i>	نَحْنُ <i>nahnu</i>	نَحْنُ <i>nahnu</i>
<b>Fem.</b>	"	"	"
<b>2nd Person:</b>	<b>You</b>	<b>You two</b>	<b>You all</b>
<b>Masc.</b>	أَنْتَ <i>anta</i>	أَنْتُمَا <i>antumaa</i>	أَنْتُمْ <i>antum</i>
<b>Fem.</b>	أَنْتِ <i>anti</i>	" <i>antumaa</i>	أَنْتُنَّ <i>antun</i>
<b>3rd Person:</b>	<b>He/She</b>	<b>They two</b>	<b>They all</b>
<b>Masc.</b>	هُوَ <i>huwa</i>	هُمَا <i>hoomaa</i>	هُمُ <i>hom</i>
<b>Fem.</b>	هِيَ <i>heyaa</i>	" <i>hoomaa</i>	هُنَّ <i>honna</i>

## For example:

a. As the subject:	Singular	Dual	Plural
<b>1st Person:</b>	<b>I am Muslim</b>	<b>We are Muslim</b>	<b>We are Muslim</b>
<b>Masc.</b>	أَنَا مُسْلِمٌ <i>ana muslimun</i>	نَحْنُ مُسْلِمَانِ <i>nahnu muslimaani</i>	نَحْنُ مُسْلِمُونَ <i>nahnu muslimoona</i>
<b>Fem.</b>	أَنَا مُسْلِمَةٌ <i>ana muslimatun</i>	نَحْنُ مُسْلِمَاتٍ <i>nahnu muslimataani</i>	نَحْنُ مُسْلِمَاتٌ <i>nahnu muslimaatun</i>
<b>2nd Person:</b>	<b>You are Muslim</b>	<b>You are Muslim</b>	<b>You all are Muslim</b>
<b>Masc.</b>	أَنْتَ مُسْلِمٌ <i>anta muslimun</i>	أَنْتُمَا مُسْلِمَانِ <i>antumaa muslimaani</i>	أَنْتُمْ مُسْلِمُونَ <i>antum muslimoona</i>
<b>Fem.</b>	أَنْتِ مُسْلِمَةٌ <i>anti muslimatun</i>	أَنْتُمَا مُسْلِمَاتٍ <i>antumaa muslimataani</i>	أَنْتُنَّ مُسْلِمَاتٌ <i>antun muslimaatun</i>
<b>3rd Person:</b>	<b>He/She is Muslim</b>	<b>They are Muslim</b>	<b>They all are Muslim</b>
<b>Masc.</b>	هُوَ مُسْلِمٌ <i>huwa muslimun</i>	هُمَا مُسْلِمَانِ <i>homaa muslimaani</i>	هُمْ مُسْلِمُونَ <i>hom muslimoona</i>
<b>Fem.</b>	هِيَ مُسْلِمَةٌ <i>heya muslimatun</i>	هُمَا مُسْلِمَاتٍ <i>homa muslimataani</i>	هُنَّ مُسْلِمَاتٌ <i>honna muslimaatun</i>

## Exercise:

1. Using the words listed below, create a chart similar to the one above for each word.

مُؤْمِنٌ ، كَافِرٌ ، مُلْحِدٌ ، كِتَابِيٌّ .

2. Memorize the vocabulary from this lesson.

# LESSON 12

## DETACHED PRONOUNS II

### الضمائر المنفصلة

(Addamaa'ir Al-Munfassilla)

#### b. As the object/possessive:

	Singular	Dual	Plural
<b>1st Person:</b>	<b>Me</b>	<b>Us</b>	<b>Us</b>
<b>Masc.</b>	أَيَّايَ <i>Eyyaaya</i>	أَيَّانَا <i>Eyyaanaa</i>	أَيَّانَا <i>Eyyaanaa</i>
<b>Fem.</b>	"	"	"
<b>2nd Person:</b>	<b>You</b>	<b>You two</b>	<b>You all</b>
<b>Masc.</b>	أَيَّاكَ <i>Eyyaaka</i>	أَيَّاكُمَا <i>Eyyaakumaa</i>	أَيَّاكُم <i>Eyyaakum</i>
<b>Fem.</b>	أَيَّاكِ <i>Eyaakie</i>	"	أَيَّاكُنَّ <i>Eyaakon</i>
<b>3rd Person:</b>	<b>He/She</b>	<b>They two</b>	<b>They all</b>
<b>Masc.</b>	أَيَّاهُ <i>Eyyaahu</i>	أَيَّاهُمَا <i>Eyaahomaa</i>	أَيَّاهُمْ <i>Eyaahom</i>
<b>Fem.</b>	أَيَّاهَا <i>Eyyaahaa</i>	"	أَيَّاهُنَّ <i>Eyyaahon</i>

The detached pronouns can be found either associated with:

1. Pronoun + Noun/Pronoun: in which case, it would be “mudhaaf illayh”

For example: أَيَّاكُمَا وَهَذِهِ الشَّجَرَةُ



**2. Pronoun + Verb = in which case, it would be “maf’ool bihhi” or the object.**

**For Example:** **إِيَّاكَ نَعْبُدُ**

**Exercise:**

1. Memorize these pronouns.
2. a. Find 10 of these pronouns in the holy Quran and list them as they appear in a phrase or sentence.  
b. Write if it is an object or part of a possessive phrase.

# LESSON 13

## ii. THE ATTACHED PRONOUNS

### الضمائر المتصلة

(Addamaa'ir Al-Muttassilla)

#### Pronouns:

#### i. Attached Pronouns:

	Singular	Dual	Plural
<b>1st Person:</b>	<b>Me</b>	<b>Us</b>	<b>Us</b>
<b>Masc.</b>	تُ / ي ya / tu	نا naa	نا naa
<b>Fem.</b>	"	"	"
<b>2nd Person:</b>	<b>You</b>	<b>You two</b>	<b>You all</b>
<b>Masc.</b>	تَ / كَ ka / ta	تُما / كُما kumaa / tumaa	تُم / كُم tomm
<b>Fem.</b>	تِ / كِ Eyaakie	"	تُنْ / كُنْ tun
<b>3rd Person:</b>	<b>He/She</b>	<b>They two</b>	<b>They all</b>
<b>Masc.</b>	هُ / ا hu / a	هُما / ا homaa / aa	هُم / و Eyaahom
<b>Fem.</b>	ها / ت haa / t	"	هُنْ / نْ na / hon

(Note: what is before the "/" is attached to a noun, what is after the "/" is attached to a verb.)

#### Exercise:

1. Complete the words in the chart on the following page.

2. Make your own chart using the following words: شَرَبَ ، لَبِثَ ، قَرَأَ ، قُرْآنٌ ، مَثَلٌ ، شَرَكَةٌ

	Singular	Dual	Plural
<b>1st Person:</b>	<b>Me</b>	<b>Us</b>	<b>Us</b>
<b>Masc.</b>	أَكَلْتُ <i>I ate</i>	أَكَلْتُمَا <i>We both ate.</i>	أَكَلُوا <i>We ate.</i>
<b>Fem.</b>	كِتَابِي <i>My book</i>	كِتَابِنَا <i>Our book</i>	كِتَابَهُمْ <i>Our book</i>
<b>2nd Person:</b>	<b>You</b>	<b>You two</b>	<b>You all</b>
<b>Masc.</b>	أَكَلْتَ <i>You ate</i>	أَكَلْتُمَا <i>You two ate</i>	أَكَلُوا <i>You all ate</i>
<b>Fem.</b>	كِتَابُكَ <i>Your book</i>	كِتَابُكُمَا <i>Your Book</i>	كِتَابُهُمْ <i>Your book</i>
	أَكَلْتِ <i>You ate</i>	أَكَلْتُمَا <i>You two ate</i>	أَكَلُوا <i>You all ate</i>
	كِتَابُكِ <i>Your book</i>	كِتَابُكُمَا <i>Your book</i>	كِتَابُهُمْ <i>Your book</i>
<b>3rd Person:</b>	<b>He/She</b>	<b>They two</b>	<b>They all</b>
<b>Masc.</b>	أَكَلَ <i>He ate</i>	أَكَلُوا <i>They both ate</i>	أَكَلُوا <i>They all ate</i>
<b>Fem.</b>	كِتَابُهُ <i>His book</i>	كِتَابَهُمَا <i>Their book</i>	كِتَابَهُمْ <i>Their book</i>
	أَكَلَتْ <i>She ate</i>	أَكَلُوا <i>They both ate</i>	أَكَلُوا <i>They all ate</i>
	كِتَابِهَا <i>Her book</i>	كِتَابَهُمَا <i>Their book</i>	كِتَابَهُمْ <i>Their book</i>

# LESSON 14

## D. THE DEMONSTRATIVE NOUNS

### أَسْمَاءُ الْإِشَارَةِ (Assmaa' Al-Ishaara)

#### D. Demonstrative Nouns

	A Place	Masculine/مُذَكَّرٌ	Feminine/مُؤَنَّثٌ
	مَكَانٌ	Object Subject/Poss./Prepo.	Object S./P./P.
<b>Singular</b> مفرد <i>mufrad</i>	ثُمَّ there <i>thamma</i> هُنَا / هُنَاكَ <i>hunaallika / hunaa</i>	هَذَا / ذَلِكَ that / this <i>dhaallika / haadhaa</i>	هَذِهِ / تِلْكَ that / that <i>tilka / haadhaa</i>
<b>Dual</b> مُثَنَّى <i>muthannaa</i>		هَذَيْنِ / ذَيْنِكَ / هَازَانِ those two <i>dhaynika dhaynika</i> <i>/ haadhaanie / haadhaynie</i>	هَاتَانِ / تَانِكَ / هَاتَيْنِ / تَيْنِكَ those two <i>taynika taanikka</i> <i>/ haataynie / haataanie</i>
<b>Plural</b> جَمْعٌ <i>jam'un</i>		أُولَئِكَ / أَوْلَى those more than two <i>uulaa / uulaa-ie</i>	هُؤُلَاءِ / أَوْلَائِكَ those more than two <i>uulaa-eka / haa-uulaa-ie</i>

#### Important notes:

The demonstrative nouns show the use of "هَـ", the "كَ" and the "لِ". Each one is used for a specific purpose:

- i. the "هَـ":** - is attached to the beginning of the demonstrative noun.  
- is used to draw attention to something near.

- For example: هَذَا صِرَاطٌ مُسْتَقِيمٌ

*haadhaa siraatun mustaqeem*

## That is the straight path

- ii. the “كَ” : - is attached to the end of the demonstrative noun.  
- is used to refer to the person with whom you are speaking.

- For example: **ذَلِكَ الْكِتَابُ لَا رَيْبَ فِيهِ**  
*dhaallika al-kitaabu laa rayba feehi*

**In that book there is no doubt**

- iii. the “لِ” : - is attached to the end of the demonstrative noun.  
- it must precede the “كَ” .  
- is used to refer to something far.

- For example: **إِنَّ فِي ذَلِكَ لآيَاتٍ لِّقَوْمٍ يَتَفَكَّرُونَ**  
*Inna fee dhaallika la-aayaatin li-qawmin yatafakkaroon*

**Surely, in that there are proofs to people that think/contemplate.**

### General Rules:

1. If both the “كَ” and the “لِ” are part of the demonstrative noun, “هَآ” will not be.

For example: **ذَا لِي + كَ = ذَلِكَ**

2. If “هَآ” is part of the demonstrative noun, “لِ” will not be.

For example: **هَذَاكَ + كَ = هَذَاكَ**

3. All demonstrative nouns are “mabnee”/unchangeable except the dual forms are “mu’rab” or changeable (refers to end of word).

### Exercise:

1. Refer to your holy Quran and extract 10 places where you see the use of such demonstrative nouns and write them down.
2. Write one sentence as an example of each item in the demonstrative noun chart.

# LESSON 15

## E. THE RELATIVE NOUNS

### الْأَسْمَاءُ الْمَوْصُولَةُ

(Al-Assmaa' Al-Mowsoola)

	Singular	Dual		Plural
		Subject	Object/P./P.	Subject/Object/P./P.
<b>Masc.</b>	الذي <i>alladhee</i> He who	اللَّذَانِ <i>alladhaani</i> They two	اللَّذَيْنِ <i>alladhayni</i> who	الَّذِينَ / الْأُولَى <i>al-ulaa / alladheena</i> They all who
<b>Fem.</b>	التي <i>allatee</i> She who	اللَّتَانِ <i>allataani</i> They two	اللَّتَيْنِ <i>allatayni</i> who	اللَّوَأِي / اللَّائِي <i>al-laa-ee / al-lawaatee</i> They all who

*Rules of Binaa'/'I'raab:*

1. All are mabnee, except the dual form are:

a. marfoo bil alif

b. mansoob/majroor bil yaa'

2. The binaa' is with the sukoon.

Example:

الَّذِينَ يُؤْمِنُونَ بِالْغَيْبِ  
*alladheena yu'minoona bil-ghaybe*

Those who believe in the unseen.

Exercise:

Find 10 occurrences of such relative nouns in the holy Quran.

# LESSON 16

## 2. FOREIGN NOUNS الأَسْمَاءُ الأَعْجَمِيَّةُ

(Addamaa'ir Al-Munfassilla)

### 2. Foreign Nouns/أَسْمَاءُ الأَعْجَمِيَّةُ (Al-Asmaa' Al-A'jamiya)

Rule of I'raab:

Subject : takes a Damma

Object: Fat-ha

Prepositional/Possessor Phrase: Fat-ha

إِبْرَاهِيمَ ، يَوْسُفَ ، سَيِّبَاوِيَهَ  
Seebaawayha, Yousuffa, Ibraahēema ,

### 3. THE VERBAL NOUNS

#### المصدر

(Al-Masdar)

### 3. Verbal Nouns/المصدر (Al-Masdar)

سَمِعَ --> سَمْعًا  
sama'a --> sam'un

He heard --> Hearing.

شَرِبَ --> شَرْبًا

sharaba --> shurbun

He drank --> Drinking

# NOUNS ENDING WITH LONG VOWELS

## الأَسْمَاءُ الْمُعْتَلَةُ الْآخِرُ (Al-Āsmaa' Al-Mu'tallatil-aakhire)

الأَسْمَاءُ الْمُنْقُوصَةُ  
al-asmaa al-manqoosa

Those ending in Yaa' / ي

Short vowel shows

nasb/mansoob

رَأَيْتُ قَاضِي الكُوفَةِ

Does not show  
because of heaviness

jar/majroor

raf'/marfoo'

ذَهَبْتُ إِلَى قَاضِي الكُوفَةِ

قَاضِي الكُوفَةِ رَجُلٌ عَادِلٌ

الأَسْمَاءُ الْمُقْصُورَةُ  
al-asmaa' al-maqsoora

Those ending in Alif / ا

Does not show in all cases

raf', jar and nasb

مُصْطَفَى وَوَلَدٌ شَاطِرٌ

ضَرَبْتُ مُصْطَفَى

ذَهَبْتُ إِلَى مُصْطَفَى

### Exercise:

Find for each item covered in this lesson, find 10 instances in the holy Quran where it can be found.



# LESSON 17

## 5. THE FIVE NOUNS الْأَسْمَاءُ الْخَمْسَةُ

(Al-Asmaa' Al-Khamsa)

### 5. Five Nouns/الْأَسْمَاءُ الْخَمْسَةُ (Al-Asmaa' Al-Khamsa)

*Rule of I'raab:*

Object : takes a “Wow” / و

Subject: takes an “Alif” / ا

Prepositional/Possessor Phrase: takes a “Yaa” / ي

أَبُوكَ ، أَخُوكَ ، حَمُوكَ ، فُوكَ ، ذُو مَالٍ

*dhu maal, fooka, hamooka, akhooka, abooka*

A person of wealth, your mouth, your in-law, your brother, your father

أَبُو مُحَمَّدٍ

*abu muhammadin*

Muhammad's father.

رَأَيْتُ أَبَا مُحَمَّدٍ

*ra-aytu abaa muhammadin*

I saw Muhammad's father.

ذَهَبْتُ إِلَى أَخِيكَ

*dhahabtu elaa akheeka*

I went to your brother.

تَكَلَّمْتُ مَعَ ذِي مَالٍ

*takalāmtā ma'a dheer maalin*

You spoke with a person of wealth.

### Exercise:

Find 10 instances in the holy Quran where these nouns have been used.

# LESSON 18

## THE VOCATIVE PHRASE

يَا "النِّدَاءُ"

(*Yaa' Al-Nidaa'*)

### 1. Preceding a Noun:

Causes no change.

For example:

يَا مُحَمَّدُ

*yaa muhammad*

Oh Muhammad

### 2. Preceding a Possessive Phrase:

Changes the vowel from a damma (raf') to a fat-ha. Therefore, causes nasb.

For example:

يَا صَاحِبَ الزَّمَانِ

*yaa saahibazzamaan*

Oh savior of our time

## THE EXCEPTIONAL PHRASE

يَا "الْإِسْتِثْنَائِيَّةُ"

(*Ellaa Al-Ishti'naafiya*)

### Preceding a Noun:

Changes the vowel from a damma (raf') to a fat-ha. Therefore, causes nasb.

For example:

يَا حَمِيمًا

*ellaa hameeman*

Except the hellfire

## THE NEGATIVE PHRASE

### "لا" النافية

(*Laa Al-naafiyya*)

#### 1. Preceding a Noun:

Changes the vowel from a damma (raf') to a fat-ha. Therefore, causes nasb.

For example:

لا دَرَسَ فِي الغَدِ  
*laa darsa fil-ghadi*  
No class tomorrow

#### 2. Preceding a Verb:

Causes no change.

For example:

لا تَقْرُبَا  
*laa taqrubaa*  
Do not approach

## THE DESCRIPTIVE PHRASE

### الصِّفَةُ وَالمَوْصُوفِ

(*Assifa wal-mowsoof*)

This refers to the noun and the description the proceeds it.

#### **Rule of I'raab:**

The description of the noun follows the noun in its i'raab.

For example:

نَارٌ حَامِيَةٌ  
*naarun haamiyatun*  
A blazing fire

## THE CONJUNCTIVE PHRASE

### العَاطِفُ وَالمَعْطُوف

(Al-'aatif wal-ma'toof)

The letters of Atf : وَ / أَوْ

#### *The Purpose:*

- To tie together two nouns, phrases, or ideas.

#### *Rule of I'raab:*

The noun after the letter of "atf" (otherwise known as the conjunctions "and"/"or" وَ / أَوْ ) follow the noun preceding the letter of atf in its i'raab.

#### **For example:**

جاءَ مُحَمَّدٌ وَ عَلِيٌّ  
jaa'a muhammadun wa alleyyun  
Muhammad and Ali came.

## THE EXCHANGE PHRASE

### البَدَل

(Al-Badal)

#### *The Purpose:*

- To give another title to a noun.

#### *Rule of I'raab:*

The second noun follows the second noun in its i'raab.

#### **For example:**

أَمِيرُ الْمُؤْمِنِينَ عَلِيٌّ  
ameeru al-mu'mineena Aliyyun  
The master of the faithful Ali (AS)

## THE EXCHANGE PHRASE

### التَّوَكِيدُ

(Al-Tawkeedu)

#### **The Purpose:**

- To emphasize a point.

#### **Rule of I'raab:**

The second noun follows the second noun in its i'raab.

#### **For example:**

الصَّلَاةُ الصَّلَاةُ

assalaata assalaata

Prayer! Prayer!

#### **Exercise:**

Take each item taught in this lesson and find where there are examples of them in the holy Quran. Write 5 of each.

# LESSON 19

## E'RAAB & BINAA'

### المُعْرَبُ وَ الْمَبْنِيُّ

(Al-Mu'rab wal-Mabnee)

#### Nouns

#### Mu'rab

المَبْنِيُّ

#### Mabnee

المُعْرَبُ

The noun does not change in look at all  
no matter where it is placed:

**Pronouns**

**Demonstrative Nouns**

**Relative Nouns**

The noun's last vowels change  
depending on where it is placed in  
a sentence or phrase

**All other nouns**

i. Subject: Marfoo' bil-damma

ii. Object: Mansoob bil-fat-ha

iii. Possessive/Prepositional Phrase:

Majroor bil-kasra

iv. News: Marfoo' bil-damma

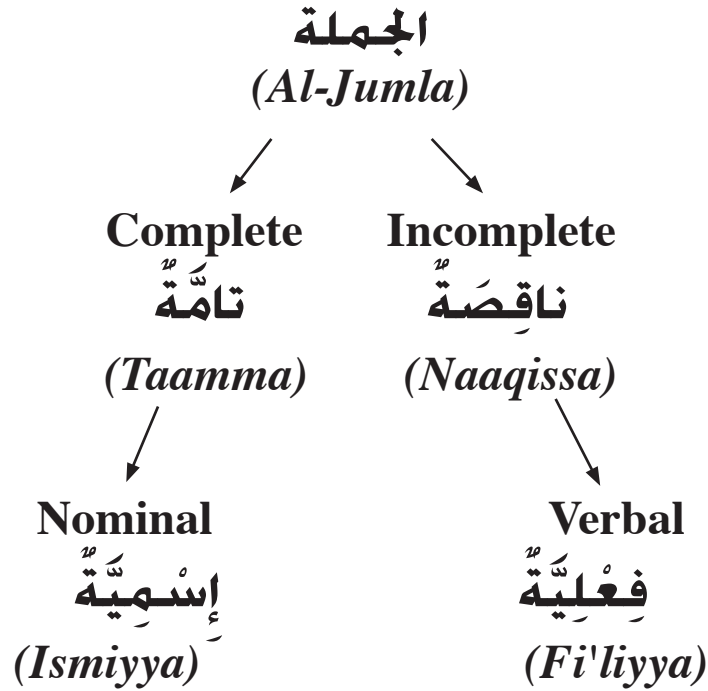
#### Exercise:

Let's review some examples. Compile a chart that lists each type of noun and what it would look like in terms of e'raab or binaa' for the:

1. Subject
2. Object
3. Prepositional Phrase
4. Possessive Phrase
5. Descriptive Phrase
6. Vocative Phrase
7. Interrogative Phrase

# LESSON 20

## THE SENTENCE



**The noun is part of both nominal and verbal sentences.**

### 1. The Nominal Sentence / الجملة الاسمية (Al-Jumla Al-Ismiyya)

This is a sentence that begins with a noun. The nominal sentence is composed of:

ii. News + i. Subject

مبتدأ + خبر

(khabar) (mubtada')

الله الصمد

(Allahhu Ssammad)

**Allah the Eternal, the Absolute.**

In the Nominal sentence, the noun can exist as:

**A. Subject:**

ذَلِكَ الْكِتَابُ لَا رَيْبَ فِيهِ هُدًى لِّلْمُتَّقِينَ

(*Dhaalikka al-kitaabu laa rayba feehi huddan lilmuttaqeen*)

This Book, there is no doubt in it, is a guide to those who guard (against evil).

**B. News :**

اللَّهُ الصَّمَدُ

(*Allahhu Ssammad*)

Allah the Eternal, the Absolute.

**C. Part of a Possessive Phrase:**

إِنَّا أَنْزَلْنَاهُ فِي لَيْلَةِ الْقَدْرِ

(*Innaa anzalnaahu fee laylatil qadr*)

Surely We revealed it on the grand night.

**D. Preceded by a Preposition:**

وَيْلٌ لِّكُلِّ هُمَزَةٍ لُّمَزَةٍ

(*waylun likulli humazatin lumazza*)

Wayl ( A valley in hell) to every slanderer, defamer

**Exercise:**

Look into your copy of the holy Quran and find 10 nominal sentences that contain at least one of the elements listed above.



## 2. In the Verbal sentence:

This is a sentence that begins with a verb. In this type of sentence, the noun can exist as:

A. Subject

B. Object

object + subject + verb

ذَهَبَ أَحْمَدُ صَبَاحاً

*dhahaba ahmadun sabaahan*

Ahmad went in the morning

*Rules of I'raab:*

The verb: Marfoo' bil-damma

The subject: Marfoo' bil-damma

The object: Mansoob bil-fat-ha (depends on form of noun).

**Exercise:**

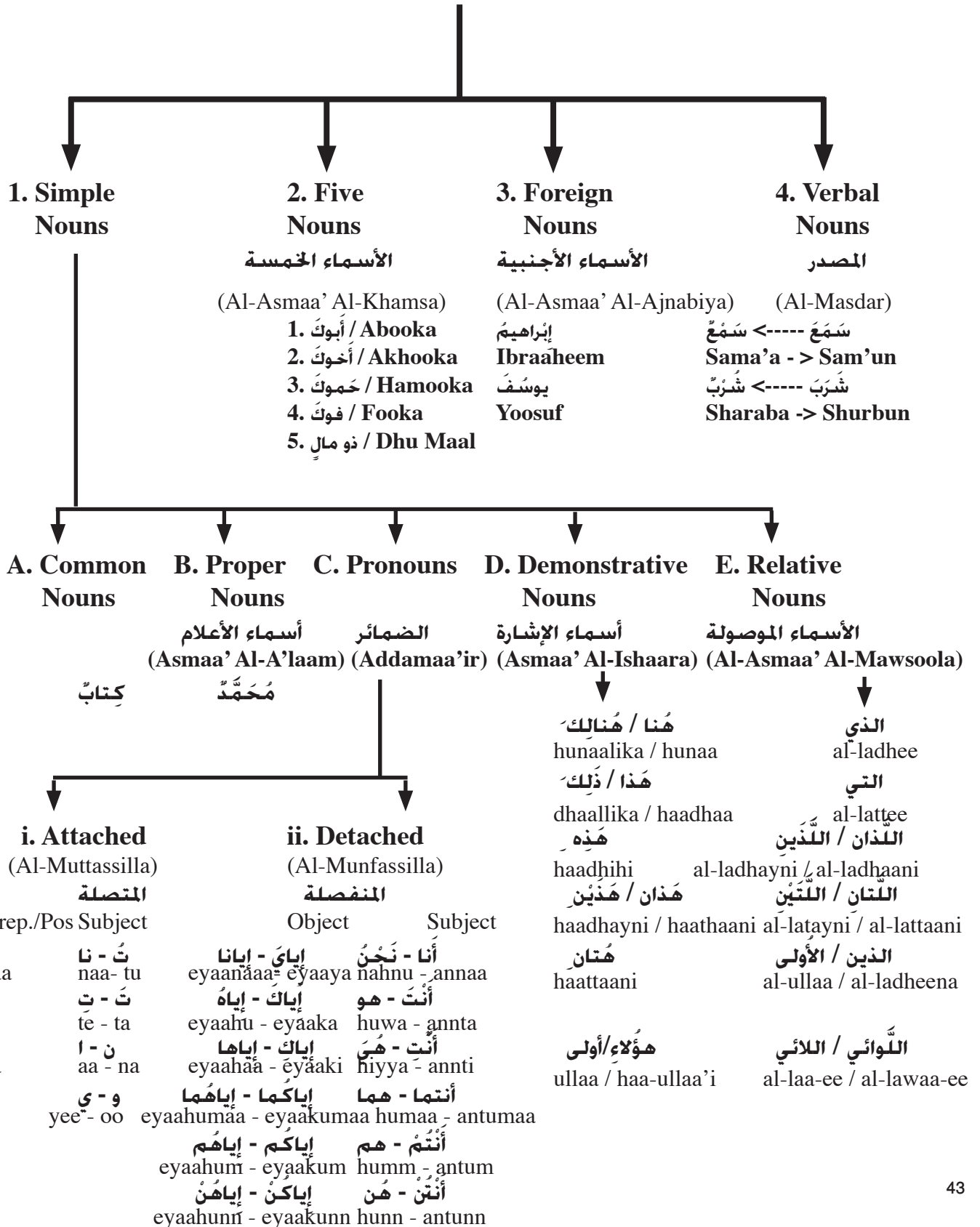
1. Make a chart listing all of the places where the noun is in the state of raf'.
2. Make a chart listing all of the different places that the noun is in a state of nasb.
3. Write 10 nominal sentences from the holy Quran with the i'raab of each part of the sentence.
4. Write 10 verbal sentences from the holy Quran with the i'raab of each part of the sentence.

# APPENDICES

# APPENDIX A

## THE NOUNS

### الإِسْم



# APPENDIX B

## THE PARTICLES

### الأحرف

1. Prepositions أَحْرُفُ الْجَرِّ (Ah-ruf Ajjar)	2. Jussive أَحْرُفُ الْجَزْمِ (Ahruf Ajjazm)	3. Interrogative أَسْمَاءُ الْإِسْتِفْهَامِ (Asmaa' Al-Istifhaam)																						
<p><b>These are:</b></p> <table><tr><td>1. min/مِنْ</td><td>2. elaa/إِلَى</td></tr><tr><td>3. fee/فِي</td><td>4. 'alaa/عَلَى</td></tr><tr><td>5. 'an/عَنْ</td><td>6. hattaa/حَتَّى</td></tr><tr><td>7. le/لِ</td><td>8. kaa/كَه</td></tr><tr><td>9. wa/وَ</td><td>10. ta/تَا</td></tr></table>	1. min/مِنْ	2. elaa/إِلَى	3. fee/فِي	4. 'alaa/عَلَى	5. 'an/عَنْ	6. hattaa/حَتَّى	7. le/لِ	8. kaa/كَه	9. wa/وَ	10. ta/تَا	<p><b>These are:</b></p> <ol style="list-style-type: none"><li>1. lam / لَمْ</li><li>2. lan / لَنْ</li><li>3. In / إِنَّ</li></ol>	<p><b>These are:</b></p> <table><tr><td>1. hal/هَلْ</td><td>2. lema/لِمَ</td></tr><tr><td>3. ayna/أَيْنَ</td><td>4. maadhaa/مَاذَا</td></tr><tr><td>5. man/مَنْ</td><td>6. kayfa/كَيْفَ</td></tr><tr><td>7. mataa/مَتَى</td><td>8. maa/مَا</td></tr><tr><td>9. leman/لِمَنْ</td><td>10. kam/كَمْ</td></tr><tr><td>11. ayyu/أَيُّ</td><td>12. ayyaana/أَيَّانَ</td></tr></table>	1. hal/هَلْ	2. lema/لِمَ	3. ayna/أَيْنَ	4. maadhaa/مَاذَا	5. man/مَنْ	6. kayfa/كَيْفَ	7. mataa/مَتَى	8. maa/مَا	9. leman/لِمَنْ	10. kam/كَمْ	11. ayyu/أَيُّ	12. ayyaana/أَيَّانَ
1. min/مِنْ	2. elaa/إِلَى																							
3. fee/فِي	4. 'alaa/عَلَى																							
5. 'an/عَنْ	6. hattaa/حَتَّى																							
7. le/لِ	8. kaa/كَه																							
9. wa/وَ	10. ta/تَا																							
1. hal/هَلْ	2. lema/لِمَ																							
3. ayna/أَيْنَ	4. maadhaa/مَاذَا																							
5. man/مَنْ	6. kayfa/كَيْفَ																							
7. mataa/مَتَى	8. maa/مَا																							
9. leman/لِمَنْ	10. kam/كَمْ																							
11. ayyu/أَيُّ	12. ayyaana/أَيَّانَ																							
<p><b>Role:</b></p> <ol style="list-style-type: none"><li>1. Form Prepositional Phrases</li><li>2. Only precede nouns.</li></ol>	<p><b>Role:</b></p> <ol style="list-style-type: none"><li>1. Form jussive phrase</li><li>2. Only precede verbs.</li></ol>	<p><b>Role:</b></p> <ol style="list-style-type: none"><li>1. Can precede nouns &amp; verbs.</li><li>2. Can combine with some prepositions.</li><li>3. Interrogative when at start of a sentence.</li></ol>																						
<p><b>Rules of l'raab:</b></p> <p>- Make the noun/ism majroor with the: Kasra or yaa'</p>	<p><b>Rules of Binaa':</b></p> <ol style="list-style-type: none"><li>1. Present tense verb: Sukun</li><li>2. Present tense plural: hadhf/absence of noon.</li><li>3. Present tense ending with vowel:<ol style="list-style-type: none"><li>i. wow --&gt; damma</li><li>ii. alif --&gt; fat-ha</li><li>iii. yaa' --&gt; kasra</li></ol></li></ol>	<p><b>Rules of Binaa':</b></p> <p>- Depends on the noun itself.</p>																						
<p><b>Example:</b></p> <p>مِنْ شَرِّ النَّاسِ min sharri il-naasi</p> <p>تَاللَّهِ ta-Allahi</p> <p>مِنَ الْمُسْلِمِينَ mim al-muslimeena</p>	<p><b>Example:</b></p> <p>لَمْ يَكُنْ lam</p> <p>لَنْ يَفْقَهُوا lan yafqahoo</p> <p>إِنَّ يَرْضَ lan yarda</p>	<p><b>Example:</b></p> <p>مَنْ ذَا الَّذِي يُقْرِضُ man dhaa alladhee yuqridhu</p> <p>مَتَى هَذَا الْوَعْدُ mataa haadhaa al-wa'du</p> <p>أَيَّانَ مَرَسَاهَا ayyaana mursaahaa</p>																						

# **PART III: VERBS**